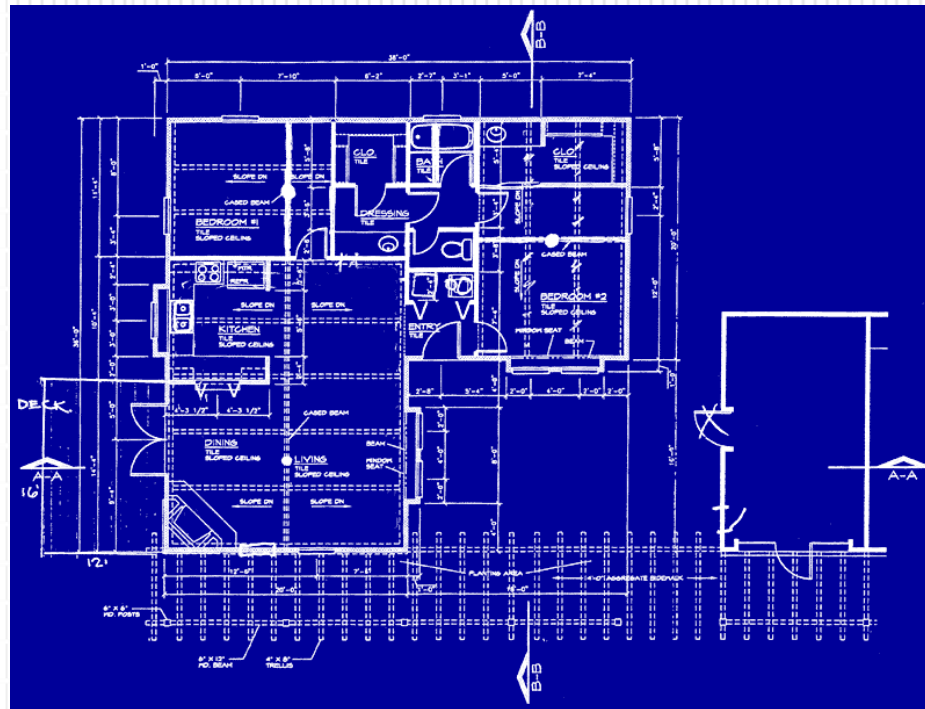


Programming in C

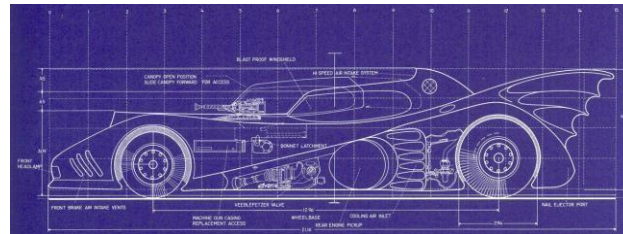


Structures



Structures

- A structure can be used to define a new data type that combines different types into a single (compound) data type
 - Definition is similar to a template or blueprint
 - Composed of members of previously defined types



- Structures must defined before use
- C has three different methods to define a structure
 - variable structures
 - tagged structures
 - type-defined structures

1) Struct variable

- A variable structure definition defines a struct variable

```
struct {  
    double x; // x coordinate  
    double y; // y coordinate  
} point;
```

Member names

Variable name

DON'T FORGET THE SEMICOLON

2) Tagged Structure

- A tagged structure definition defines a type
- We can use the tag to define variables, parameters, and return types

```
struct point_t {  
    double x; // x coordinate  
    double y; // y coordinate  
};
```

Structure tag

Member names

DON'T FORGET THE SEMICOLON

- Variable definitions:

```
struct point_t point1, point2, point3;
```

- Variables point1, point2, and point3 all have members x and y.

3) Typedef Structure

- A typed-defined structure allows the definition of variables without the struct keyword.
- We can use the tag to define variables, parameters, and return types.

```
typedef struct {  
    long ssn;           // Social Security Number  
    int empType;       // Employee Type  
    float salary;      // Annual Salary  
} employee_t;
```

New type name

DON'T FORGET THE SEMICOLON

Member names

- Variable definition:

```
employee_t emp;
```

- Variable emp has members ssn, empType, and salary.

Dot Operator (.)



- Used to access member variables
 - Syntax:
`structure_variable_name.member_name`
 - These variables may be used like any other variables

```
struct point_t {  
    double x; // x coordinate  
    double y; // y coordinate  
};
```

```
void setPoints() {  
    struct point_t point1, point2;  
    point1.x = 7;    // Init point1 members  
    point1.y = 11;  
    point2 = point1; // Copy point1 to point2  
    ...  
}
```

Nested Structures



- A member that is of a structure type is nested

```
typedef struct {  
    int month;  
    int day;  
    int year;  
} date_t;  
  
typedef struct {  
    double height;  
    int weight;  
    date_t birthday;  
} personInfo_t;  
  
// Define variable of type personInfo_t  
personInfo_t person;  
...  
  
// person.birthday is a member of person  
// person.birthday.year is a member of person.birthday  
printf("Birth year is %d\n", person.birthday.year);
```



Initializing Structures

- A structure may be initialized at the time it is declared
- Order is essential
 - The sequence of values is used to initialize the successive variables in the struct
- It is an error to have more initializers than members
- If fewer initializers than members, the initializers provided are used to initialize the data members
 - The remainder are initialized to 0 for primitive types

```
typedef struct {  
    int month;  
    int day;  
    int year;  
} date_t;  
  
date_t due_date = {12, 31, 2020};
```


Dynamic Allocation of Structures

- The *sizeof()* operator should always be used in dynamic allocation of storage for structured data types and in reading and writing structured data types

```
typedef struct {
    int month;
    int day;
    int year;
} date_t;

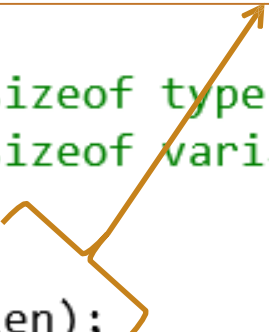
date_t due_date;

int date_t_len = sizeof(date_t); // sizeof type
int due_date_len = sizeof(due_date); // sizeof variable

printf("sizeof(date_t)=%d\n", date_t_len);
printf("sizeof(due_date)=%d\n", due_date_len);

date_t * due_dates = calloc(100, sizeof(date_t));
```

`sizeof(date_t)=12`
`sizeof(due_date)=12`



Arrays Within Structures

- A member of a structure may be an array

```
typedef struct {  
    long ssn;           // SSN  
    double payRate;    // Hourly rate  
    float hoursWorked[7]; // Daily hours worked Sun-Sat  
} timeCard_t;  
  
timeCard_t empTime;  
  
empTime.hoursWorked[5] = 6.5; // Thur hours worked
```

Arrays of Structures

- We can also create an array of structure types

```
typedef struct {  
    // unsigned char will hold 0-255  
    unsigned char red;  
    unsigned char green;  
    unsigned char blue;  
} pixel_t;  
  
pixel_t pixelMap[800][600];  
  
pixelMap[425][37].red = 127;  
pixelMap[425][37].green = 0;  
pixelMap[425][37].blue = 58;
```

Arrays of Structures Containing Arrays

- We can also create an array of structures that contain arrays

```
typedef struct {  
    long ssn;           // SSN  
    double payRate;    // Hourly rate  
    float hoursWorked[7]; // Daily hours worked Sun-Sat  
} timeCard_t;  
  
timeCard_t empTime[1000];  
  
// Thur hours worked, emp # 10  
  
empTime[9].hoursWorked[5] = 6.5;
```

Structures as Parameters

- A struct, like an int, may be passed to a function
- The process works just like passing an int, in that:
 - The complete structure is copied to the stack
 - Called function is unable to modify the caller's copy of the variable



Structures as Parameters



```
typedef struct {
    double x; // x coordinate
    double y; // y coordinate
} point_t;

void changePoint(point_t p) {
    printf("x=%.11f, y=%.11f\n", p.x, p.y);
    //
    p.x = 3.4;
    p.y = 4.5;
}

void mainPoint() {
    point_t point = {1.2, 2.3};
    changePoint(point);
    printf("x=%.11f, y=%.11f\n", point.x, point.y);
    //
}
```

x=1.2, y=2.3

x=1.2, y=2.3



Structures as Parameters

- Disadvantage of passing structures by value:
Copying large structures onto stack
 - Is inefficient
 - May cause stack overflow

```
typedef struct {  
    int w[1000*1000*1000]; // One billion int elements  
} big_t;  
  
// Passing a variable of type big_t will cause  
// 4 billion bytes to be copied on the stack  
  
big_t fourGB;  
  
int i;  
for (i = 0; i < 1000000; i++) // 1,000,000 times  
    slow_call(fourGB);
```

Structure Pointers as Parameters

- More efficient: **Pass the address of the struct**
- Passing an address requires that only a single word be pushed on the stack, no matter the size
 - Called function can then modify the structure.



Const Struct Parameter

- What if you do not want the recipient to be able to modify the structure?
 - Use the const modifier

```
(const point_t * p)
```

Return Structure

- Scalar values (*int, float, etc*) are efficiently returned in CPU registers
- Historically, the structure assignments and the return of structures was not supported in C
- But, the return of *pointers (addresses)*, including pointers to structures, has always been supported





Function Return Structure Values

- It is possible for a function to return a structure.
- This facility depends upon the structure assignment mechanisms which copies one complete structure to another.
 - Avoids the unsafe condition associated with returning a pointer, but
 - Incurs the possibly extreme penalty of copying a very large structure



Function Return Structure Values

```
typedef struct {
    // unsigned char will hold 0-255
    unsigned char red;
    unsigned char green;
    unsigned char blue;
} pixel_t;

pixel_t getEmptyPixel() {
    // empty pixel = zeros
    pixel_t p = {0, 0, 0};

    // return pointer to empty pixel
    return p;
}

pixel_t ePixel;


ePixel = getEmptyPixel();
```



Arrays as Parameters & Return



- Array's address is passed as parameter
 - Simulates passing by reference
- Embedding array in structure
 - The only way to pass an array by value is to embed it in a structure
 - The only way to return an array is to embed it in a structure
 - Both involve copying
 - Beware of size



Programming in C



Structures



T H E E N D